

SendOutCards® 

Changing Lives... One Card at a Time

COMPENSATION OVERVIEW WORKSHEET



CUSTOMER C

- \$9.80 /month
- 20 Points/month
- 49¢/point = 98¢ Card

OR

PAY-AS-YOU-GO

- purchase points as needed
- points from 49¢ up to 99¢



PREFERRED CUSTOMER PC

- \$31 /month
- 100 Points/month
- 31¢/point = 62¢ Card



POSTCARD
1 Point



Add photos & elements for 1 point.



GREETING CARD
2 Points



Purchase gifts with points!



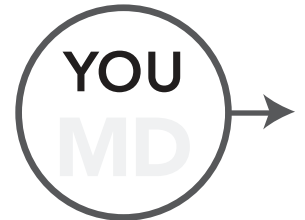
3-PANEL CARD
3 Points

ALL CUSTOMERS ENJOY FULL ACCESS TO THE PHOTO STORE!

ID • Digital Distributor Kit - FREE (\$50 refundable deposit)

MD - \$295

- Distributor Sales Kit with binder and planner
- 200 Points (exp. 60 days)
- 1 personal ticket for every Treat'em Right Seminar
- Unlimited Treat'em Right Seminar guest tickets
- Unlimited picture storage

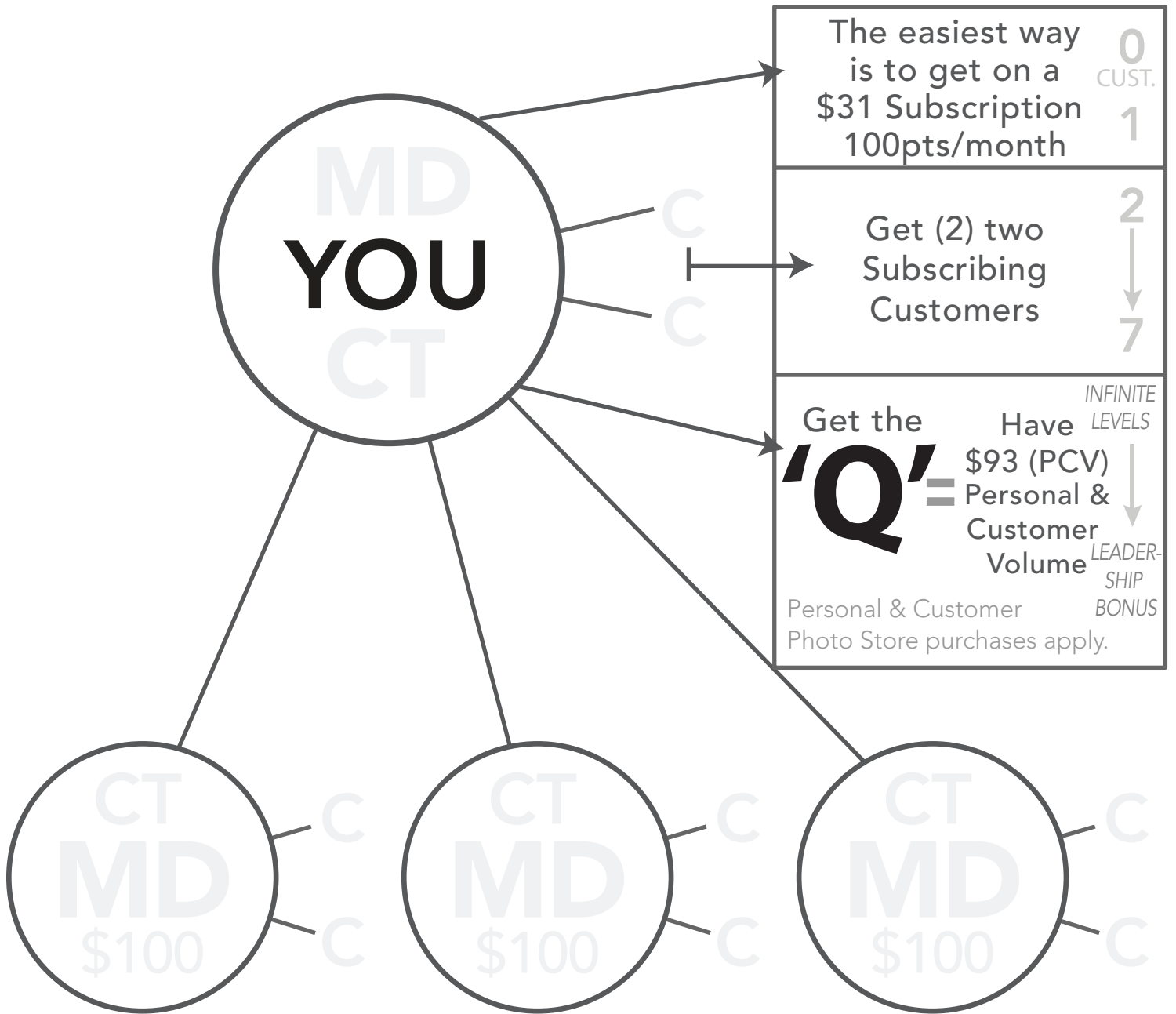


IDs who are serious about building residual income become Marketing Distributors (MDs). In order for an ID to advance through the commission plan, they must sponsor other IDs who elect to become Marketing Distributors (MDs).

CT - get paid to train! - \$345

Certified Trainer





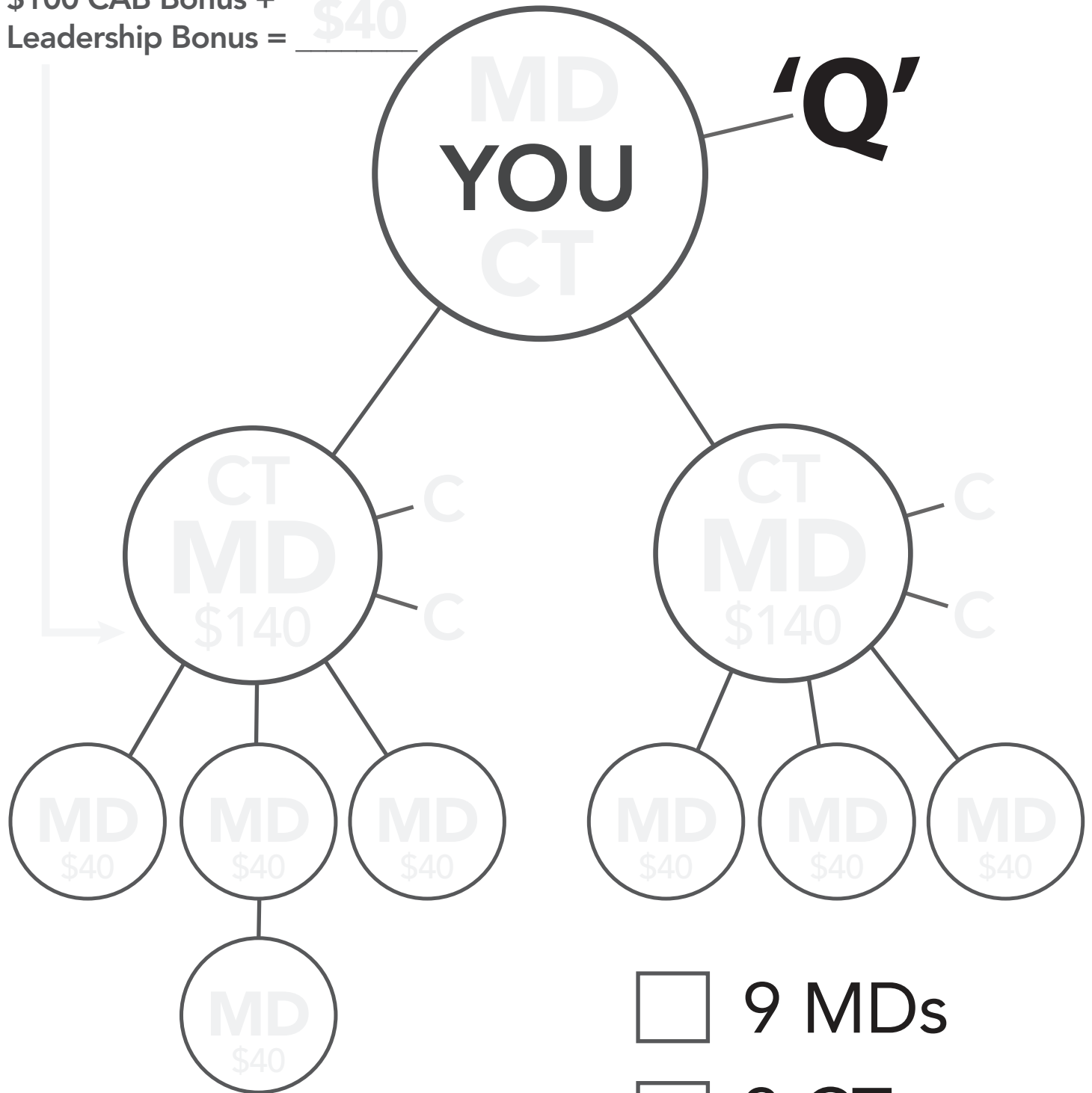
3 MDs

1 CT
(Personally sponsored and you can count)

You advance to Sr. Distributor!

SENIOR DISTRIBUTOR

\$100 CAB Bonus +
Leadership Bonus = \$40

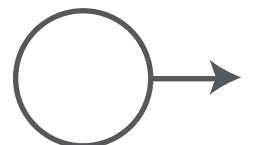


9 MDs

3 CTs

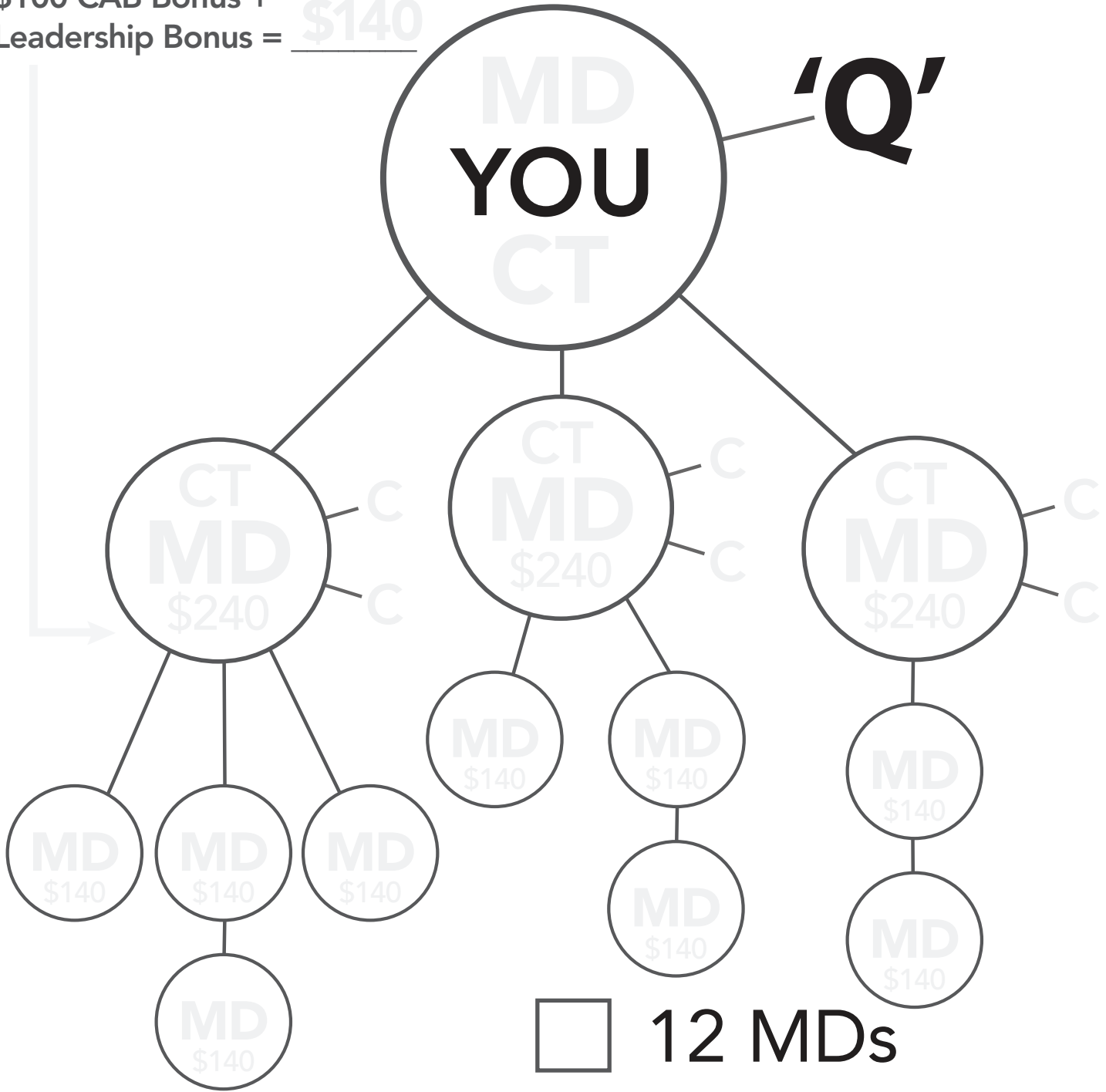
(Personally sponsored from
any group and you can count)

You advance
to Manager!



MANAGER

\$100 CAB Bonus +
Leadership Bonus = \$140

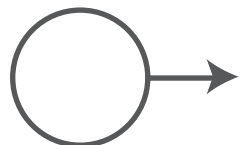


12 MDs

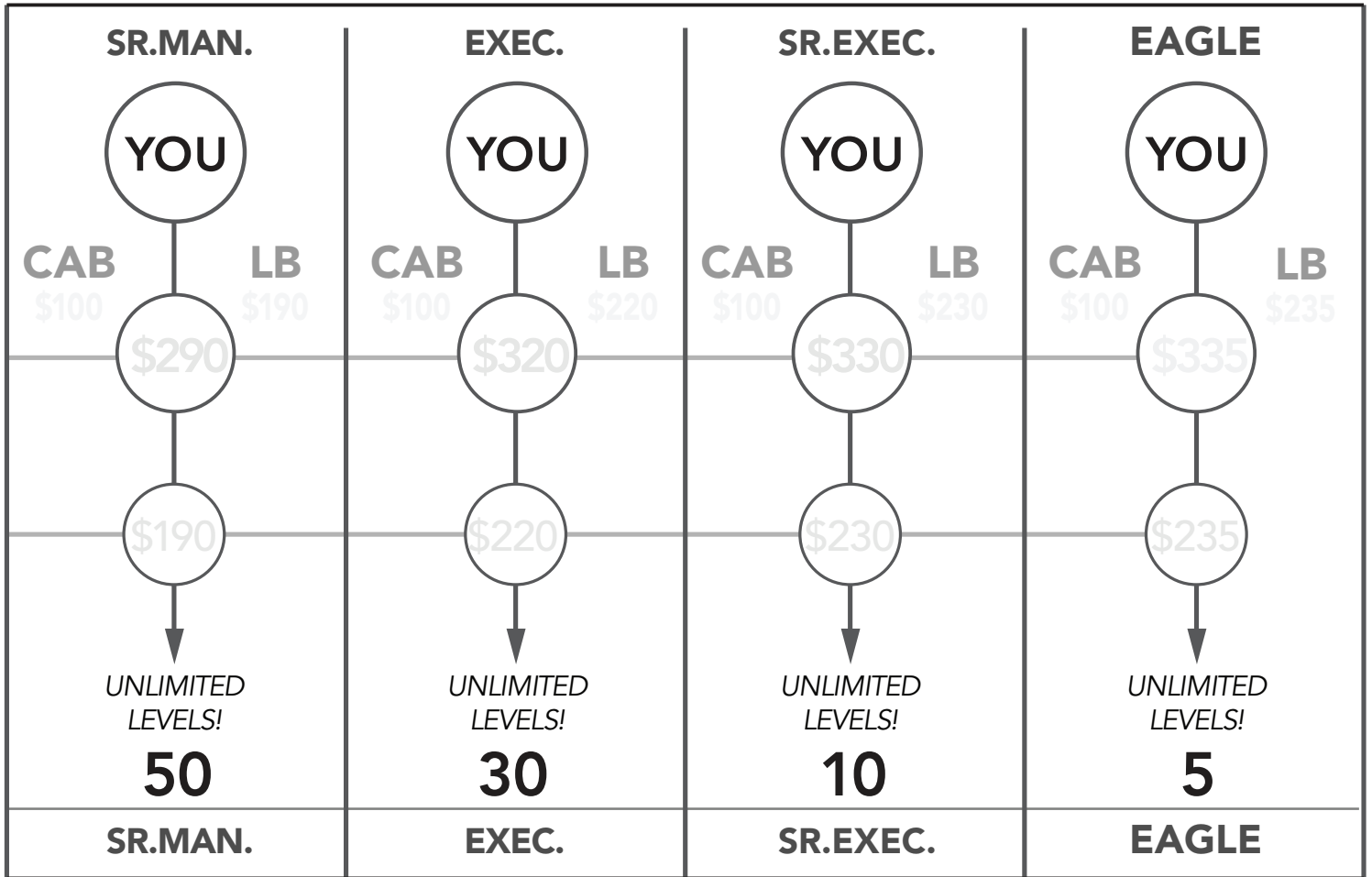
6 CTs

(Personally sponsored from
any group and you can count)

You advance to
Sr. Manager!



4 MORE RANKS Bonuses increase with every rank!



HOW BIG IS YOUR VISION?

Now that you have gathered two subscribing customers, have become 'Q' Qualified, and advanced to Sr. Distributor (or above) you are teaching others to do the same. You do the math...

	LEVEL	DISTRIBUTOR	SR. DIST.	MANAGER	SR. MANAGER	EXECUTIVE	SR. EXECUTIVE	EAGLE	
	0	\$93	x 5%	5%	5%	5%	5%	5%	
7 Level Downline Commission	1	3 x \$93	x 2%	UP TO AN ADDITIONAL 5% <small>(Leadership Volume Commission)</small>	UP TO AN ADDITIONAL 10% <small>(Leadership Volume Commission)</small>	UP TO AN ADDITIONAL 15% <small>(Leadership Volume Commission)</small>	UP TO AN ADDITIONAL 20% <small>(Leadership Volume Commission)</small>	UP TO AN ADDITIONAL 25% <small>(Leadership Volume Commission)</small>	
	2	9 x \$93	x 2%						
	3	27 x \$93	x 2%						
	4	81 x \$93	x 2%						
	5	243 x \$93	x 2%						
	6	729 x \$93	x 2%						
	7	2187 x \$93	x 5%						
				UNLIMITED LEVELS	5%	10%	15%	20%	25%

CERTIFIED TRAINING PROGRAM

						C.T. Overrides* \$20
					\$80 per C.T. attendee	\$100 per C.T. attendee
		Overrides* \$8, \$10, \$14			Overrides* \$8, \$10, \$14	Overrides* \$8, \$10, \$14
\$40 per B.T. attendee	\$40 per B.T. attendee		\$40 per B.T. attendee	\$40 per B.T. attendee		\$40 per B.T. attendee
C.T. Certified Trainer	Q.C.T. Qualified Certified Trainer		S.C.T. Senior Certified Trainer		E.C.T. Executive Certified Trainer	
Dist.	Sr. Dist.		Man.	Sr. Man.		Exec.

*All overrides are based on encoding and not dependent on the purchase of a Certified Training package. See Compensation Plan Details for further explanation.



SendOutCards®
Changing Lives... One Card at a Time

Compensation Overview Worksheet v1.2 ©2012 SendOutCards, LLC. All rights reserved.

For a complete explanation of our compensation plan, please see the Compensation Plan Details at www.SendOutCards.com/support/downloads. The hypothetical example set forth in this presentation is intended to explain elements in the operation of the SendOutCards Compensation Plan. This hypothetical is not representative of the income, if any, that a SendOutCards Distributor can or will earn, and the figures are not a representation of earnings you should anticipate. This hypothetical is for purposes of illustration only. Success with SendOutCards results only from successful sales efforts, which require effort, diligence, and leadership. Your success will depend upon how effectively you exercise these qualities. Opinions expressed by an independent expert are representative of their belief in the potential growth of SendOutCards and not actual projections of the company. Examples of SendOutCards comparative incomes are available in our disclosure statement located at: https://www.sendoutcards.com/images/pdf/income_disclosure.pdf